

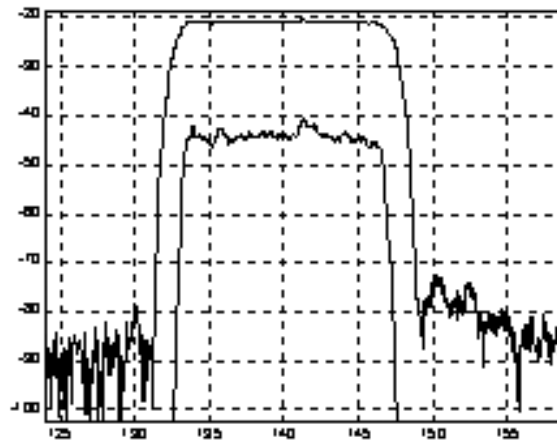
140 MHz Bandpass SAW Filter

14 MHz Bandwidth

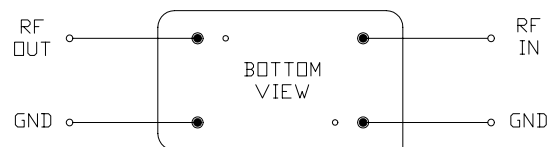
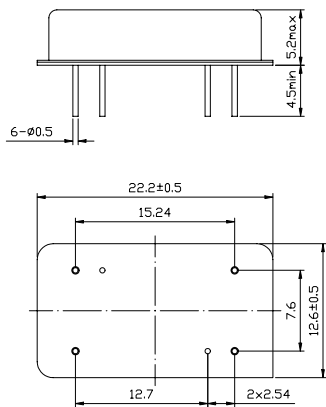
BP62150

Electrical Characteristics					
Parameter	Sym	Minimum	Typical	Maximum	Unit
Center Frequency at 25°C	fc	139.8	140	140.2	MHz
Insertion Loss at fc	IL	-	23.0	25.0	dB
1dB Bandwidth	BW ₁	13.2	13.4	-	MHz
3 dB Bandwidth	BW ₃	14.0	14.1	-	MHz
40dB Bandwidth	BW ₄₀	-	16.9	17.4	MHz
Passband Variation	-	-	0.7	1.0	dB
Phase Linearity	-	-	3.0	5.0	Deg
Absolute Delay	-	-	1.25	-	μsec
Ultimate Rejection	-	50	55	-	dB
Substrate Material	-	-	YZ-LiNbO ₃	-	-
Ambient Temperature	Ta	-	25	-	°C

Typical Performance



Package Outline Matching Configuration



No Matching Required
 Nominal Source/Load Impedance : 50 Ω